



District Report Card: 2017


State: Maharashtra	District: Latur
Class: 8	Subject: Science
Schools: 51	Students: 1411


Participation/Coverage


Students

GENDER 	Boys		Girls	
	Number	%	Number	%
	756	53.58	655	46.42

AREA 	Rural		Urban	
	Number	%	Number	%
	846	59.96	565	40.04

CATEGORY 	SC		ST		OBC		GEN	
	Number	%	Number	%	Number	%	Number	%
	279	19.77	36	2.55	411	29.13	685	48.55

CWSN 	LD	VI	HI	S&LD	ID	Oth
	1	10	0	3	0	78

Management 	Government		Government-aided	
	Number	%	Number	%
	90	6.38	1321	93.62

Average Performance of Students in Science (%)

Overall	Gender		Area		Management		Social Group			
	Male	Female	Rural	Urban	Govt.	Aided	SC	ST	OBC	GEN
40.47	40.08	40.93	43.59	35.80	41.56	40.40	37.56	37.41	41.46	41.23

Performance on Learning Outcomes (LOs)

Learning Outcomes	Description	Average Performance(%)
SCI703	Classifies materials and organisms based on properties/characteristics	45.22
SCI704	Conducts simple investigation to seek answers to queries	23.57
SCI705	Relates processes and phenomenon with causes	36.26
SCI708	Measures and calculates e.g., temperature; pulse rate; speed of moving objects; time period of a simple pendulum, etc.	51.95
SCI710	Plots and interprets graphs	35.66
SCI711	Constructs models using materials from surroundings and explains their working	34.09
SCI801	Differentiates materials, organism and processes	41.41
SCI804	Relates processes and phenomenon with causes	47.36
SCI805	Explains processes and phenomenon	37.62
SCI807	Measures angles of incidence and reflection, etc.	39.90
SCI811	Applies learning of scientific concepts in day-to-day life	38.83
SCI813	Makes efforts to protect environment	62.86

Range of Performance of Students who Answered Correctly							
Below 30%		30% - 50%		50% - 75%		Above 75%	
Number	%	Number	%	Number	%	Number	%
511	36.22	470	33.31	356	25.23	74	5.24

Lowest Performing Learning Outcomes (LOs)

- 1 - Conducts simple investigation to seek answers to queries (23.57)
- 2 - Constructs models using materials from surroundings and explains their working (34.09)
- 3 - Plots and interprets graphs (35.66)
- 4 - Relates processes and phenomenon with causes (36.26)
- 5 - Explains processes and phenomenon (37.62)